

DE MONTAGEANLEITUNG
Slipwagen

EN INSTALLATION MANUAL
Boat Trolley

TR200-B

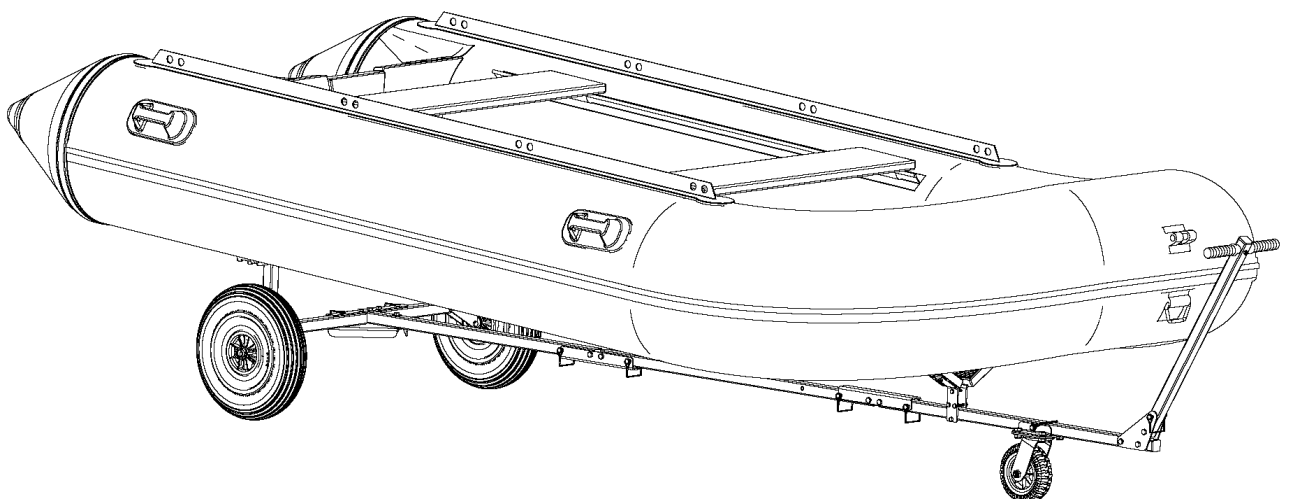
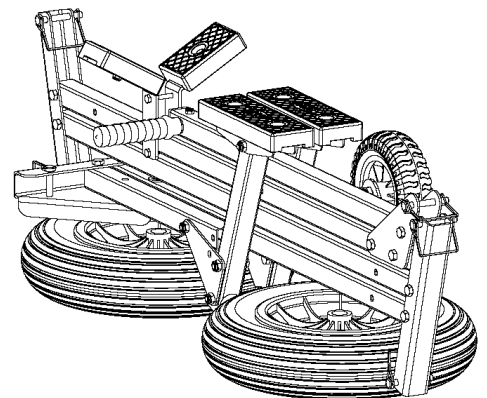
TR200-L

TR260-B / TR260-B-LU

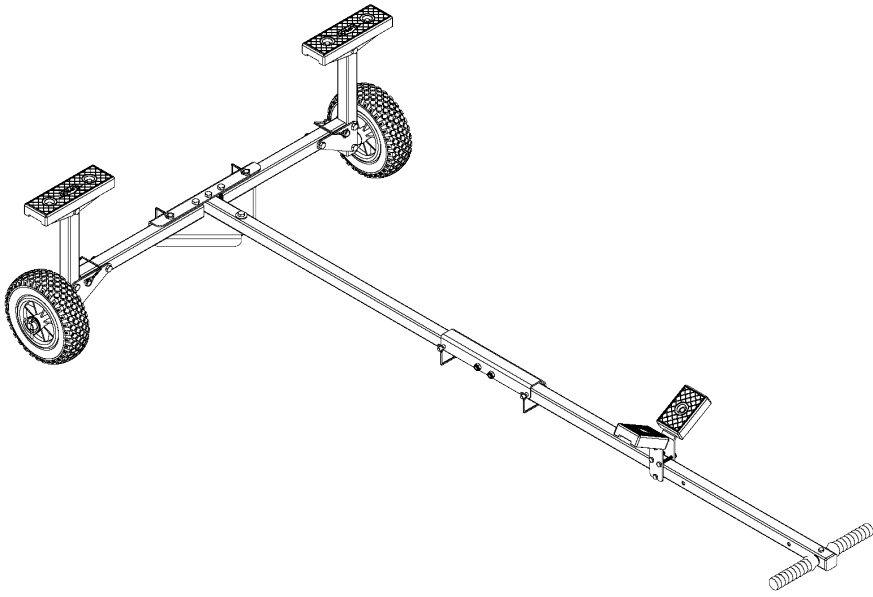
TR260-L / TR260-L-LU

TR350-B / TR350-B-LU

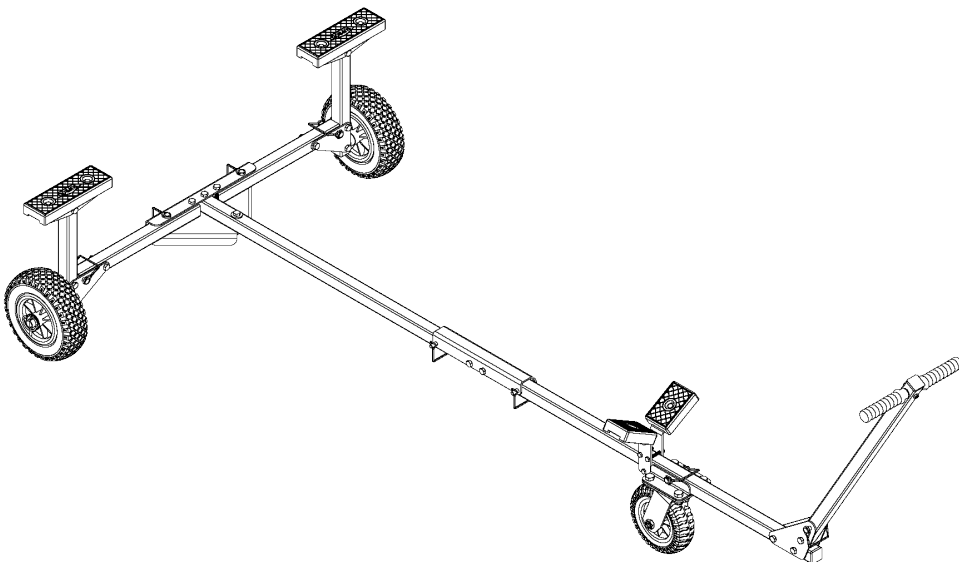
TR350-L / TR350-L-LU



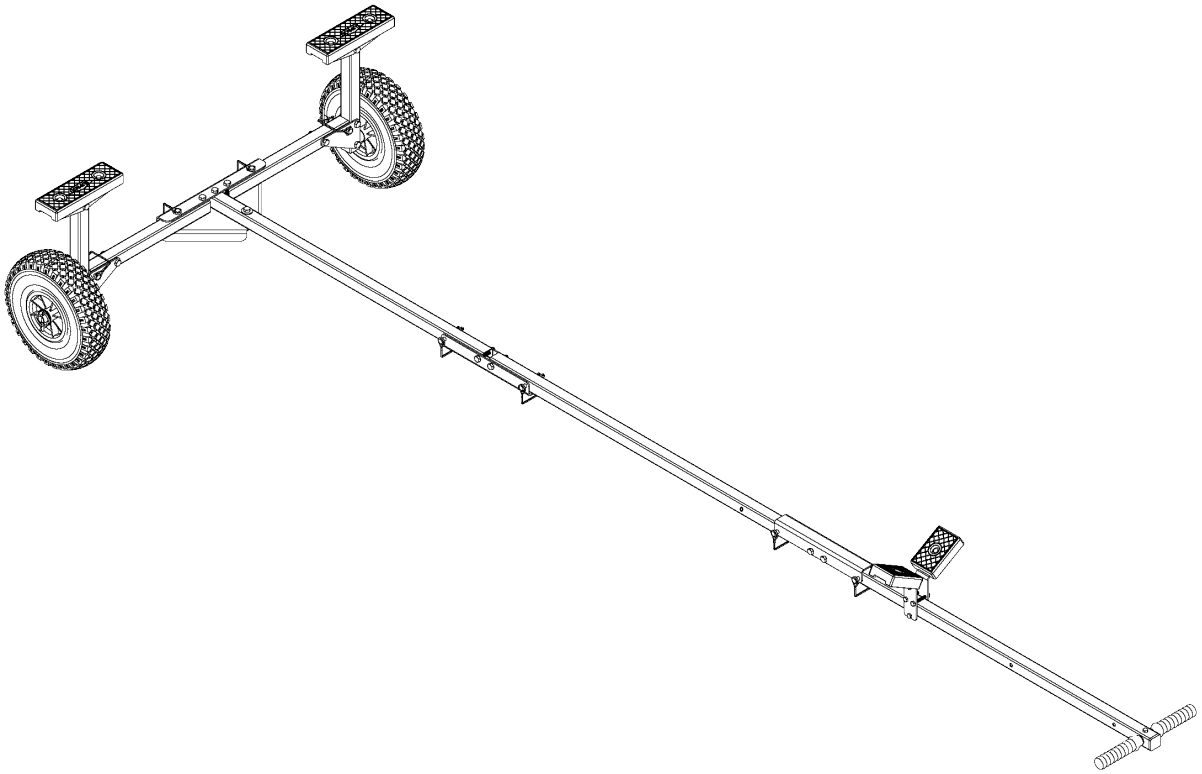
TR200-B



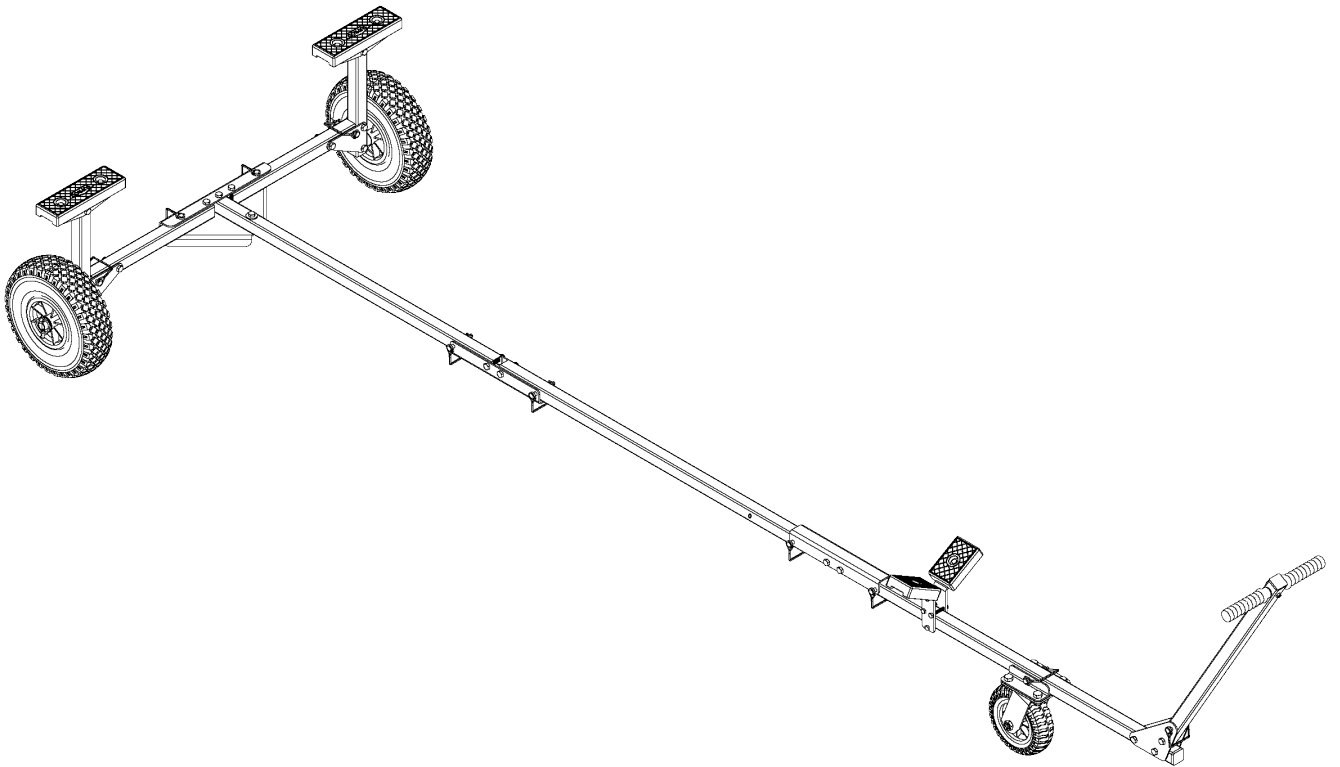
TR200-L




TR260-B / TR260-B-LU



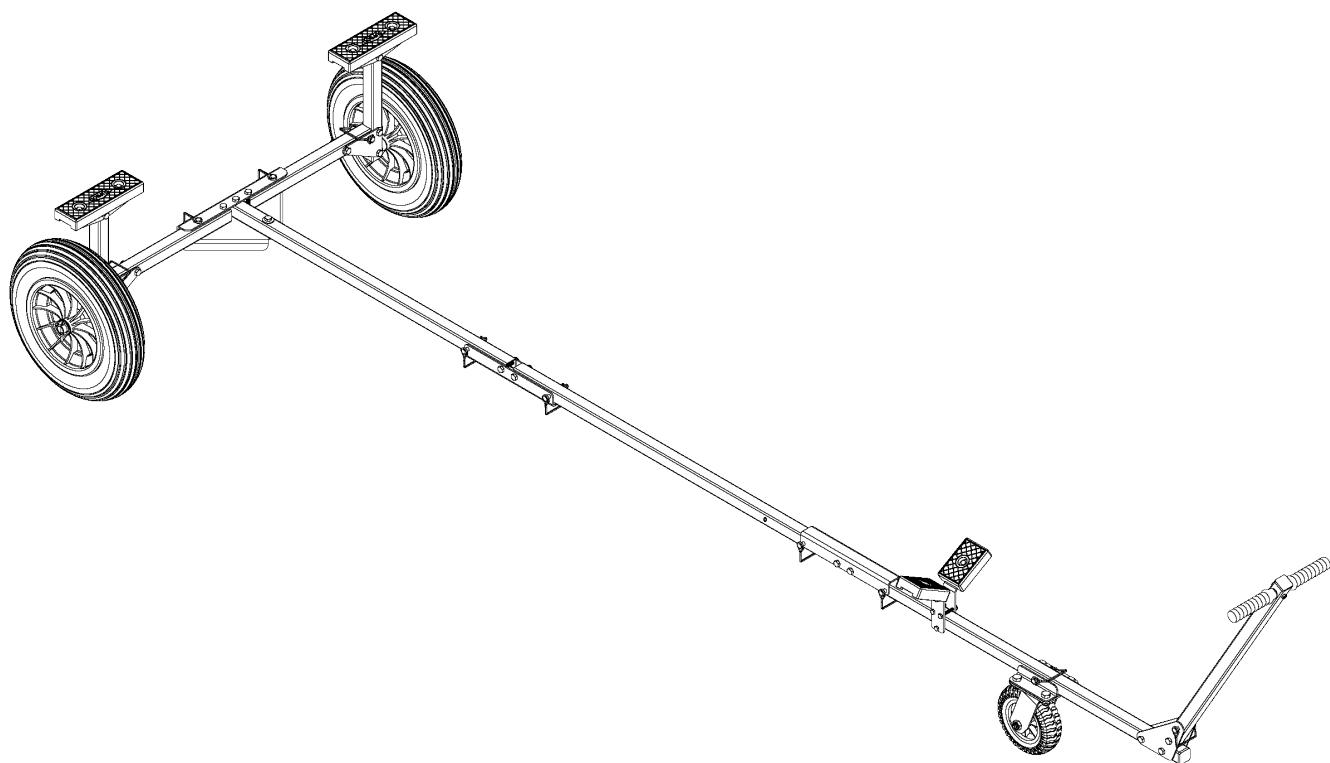
TR260-L / TR260-L-LU



TR350-B / TR350-B-LU

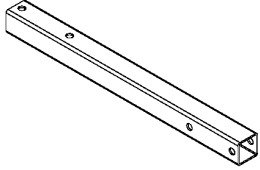


TR350-L / TR350-L-LU

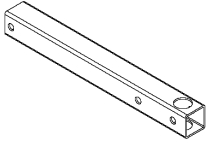


Inhalt / Contents

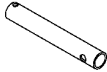
700-001	TR200-B	2
	TR200-L	2
	TR260-B (-LU)	2
	TR260-L (-LU)	2
	TR350-B (-LU)	2
	TR350-L (-LU)	2




700-002	TR200-B	2
	TR200-L	2
	TR260-B (-LU)	2
	TR260-L (-LU)	2
	TR350-B (-LU)	2
	TR350-L (-LU)	2



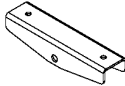
700-003	TR200-B	2
	TR200-L	2
	TR260-B (-LU)	2
	TR260-L (-LU)	2
	TR350-B (-LU)	2
	TR350-L (-LU)	2



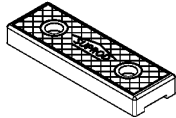
700-004	TR200-B	4
	TR200-L	4
	TR260-B (-LU)	4
	TR260-L (-LU)	4
	TR350-B (-LU)	4
	TR350-L (-LU)	4



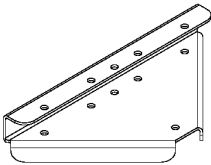
700-005	TR200-B	2
	TR200-L	2
	TR260-B (-LU)	2
	TR260-L (-LU)	2
	TR350-B (-LU)	2
	TR350-L (-LU)	2



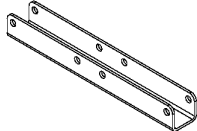
700-006	TR200-B	2
	TR200-L	2
	TR260-B (-LU)	2
	TR260-L (-LU)	2
	TR350-B (-LU)	2
	TR350-L (-LU)	2



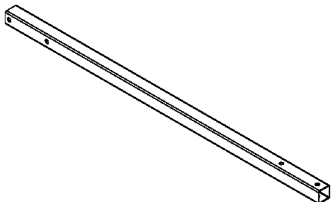
700-007	TR200-B	1
	TR200-L	1
	TR260-B (-LU)	1
	TR260-L (-LU)	1
	TR350-B (-LU)	1
	TR350-L (-LU)	1



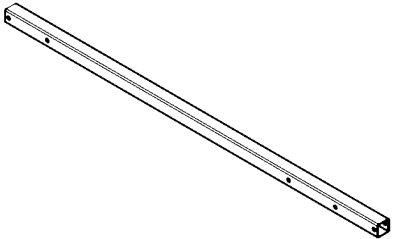
700-008	TR200-B	1
	TR200-L	1
	TR260-B (-LU)	2
	TR260-L (-LU)	2
	TR350-B (-LU)	2
	TR350-L (-LU)	2



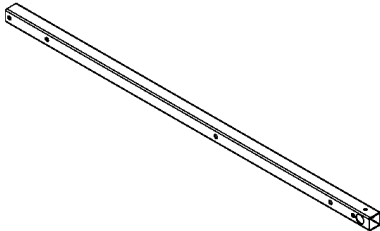
700-009	TR200-B	1
	TR200-L	1
	TR260-B (-LU)	1
	TR260-L (-LU)	1
	TR350-B (-LU)	1
	TR350-L (-LU)	1



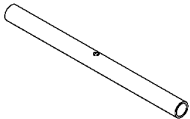
700-010	TR200-B	-
	TR200-L	-
	TR260-B (-LU)	1
	TR260-L (-LU)	1
	TR350-B (-LU)	1
	TR350-L (-LU)	1



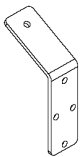
700-011	TR200-B	1
	TR200-L	1
	TR260-B (-LU)	1
	TR260-L (-LU)	1
	TR350-B (-LU)	1
	TR350-L (-LU)	1



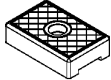
700-012	TR200-B	1
	TR200-L	1
	TR260-B (-LU)	1
	TR260-L (-LU)	1
	TR350-B (-LU)	1
	TR350-L (-LU)	1



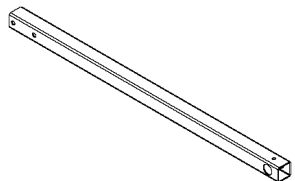
700-013	TR200-B	2
	TR200-L	2
	TR260-B (-LU)	2
	TR260-L (-LU)	2
	TR350-B (-LU)	2
	TR350-L (-LU)	2




700-014	TR200-B	2
	TR200-L	2
	TR260-B (-LU)	2
	TR260-L (-LU)	2
	TR350-B (-LU)	2
	TR350-L (-LU)	2




700-016	TR200-B	-
	TR200-L	1
	TR260-B (-LU)	-
	TR260-L (-LU)	1
	TR350-B (-LU)	-
	TR350-L (-LU)	1




700-017	TR200-B	-
	TR200-L	2
	TR260-B (-LU)	-
	TR260-L (-LU)	2
	TR350-B (-LU)	-
	TR350-L (-LU)	2



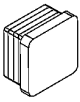
700-018	TR200-B	-
	TR200-L	2
	TR260-B (-LU)	-
	TR260-L (-LU)	2
	TR350-B (-LU)	-
	TR350-L (-LU)	2




POM-18	TR200-B	2
	TR200-L	2
	TR260-B (-LU)	2
	TR260-L (-LU)	2
	TR350-B (-LU)	2
	TR350-L (-LU)	2




LAM-V30	TR200-B	1
	TR200-L	2
	TR260-B (-LU)	1
	TR260-L (-LU)	2
	TR350-B (-LU)	1
	TR350-L (-LU)	2



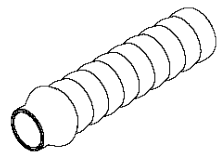
125-21	TR200-B	2
	TR200-L	2
	TR260-B (-LU)	2
	TR260-L (-LU)	2
	TR350-B (-LU)	2
	TR350-L (-LU)	2



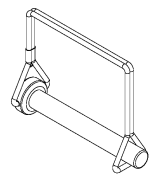
11023-4	TR200-B	2
	TR200-L	2
	TR260-B (-LU)	2
	TR260-L (-LU)	2
	TR350-B (-LU)	2
	TR350-L (-LU)	2



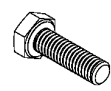
HGRR-20	TR200-B	2
	TR200-L	2
	TR260-B (-LU)	2
	TR260-L (-LU)	2
	TR350-B (-LU)	2
	TR350-L (-LU)	2



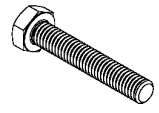
WPIN-8	TR200-B	6
	TR200-L	8
	TR260-B (-LU)	8
	TR260-L (-LU)	10
	TR350-B (-LU)	8
	TR350-L (-LU)	10



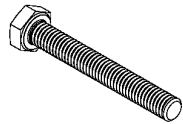
M6x25	TR200-B	6
	TR200-L	6
	TR260-B (-LU)	6
	TR260-L (-LU)	6
	TR350-B (-LU)	6
	TR350-L (-LU)	6



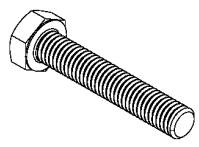
M6x35	TR200-B	1
	TR200-L	1
	TR260-B (-LU)	1
	TR260-L (-LU)	1
	TR350-B (-LU)	1
	TR350-L (-LU)	1



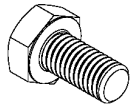
M6x50	TR200-B	4
	TR200-L	4
	TR260-B (-LU)	4
	TR260-L (-LU)	4
	TR350-B (-LU)	4
	TR350-L (-LU)	4



M8x45	TR200-B	14
	TR200-L	17
	TR260-B (-LU)	16
	TR260-L (-LU)	19
	TR350-B (-LU)	16
	TR350-L (-LU)	19



M10x25	TR200-B	-
	TR200-L	4
	TR260-B (-LU)	-
	TR260-L (-LU)	4
	TR350-B (-LU)	-
	TR350-L (-LU)	4



9021-6	TR200-B	6
	TR200-L	6
	TR260-B (-LU)	6
	TR260-L (-LU)	6
	TR350-B (-LU)	6
	TR350-L (-LU)	6



9021-8	TR200-B	1
	TR200-L	1
	TR260-B (-LU)	1
	TR260-L (-LU)	1
	TR350-B (-LU)	1
	TR350-L (-LU)	1



125-10	TR200-B	-
	TR200-L	4
	TR260-B (-LU)	-
	TR260-L (-LU)	4
	TR350-B (-LU)	-
	TR350-L (-LU)	4



M6	TR200-B	11
	TR200-L	11
	TR260-B (-LU)	11
	TR260-L (-LU)	11
	TR350-B (-LU)	11
	TR350-L (-LU)	11



M8	TR200-B	14
	TR200-L	17
	TR260-B (-LU)	16
	TR260-L (-LU)	19
	TR350-B (-LU)	16
	TR350-L (-LU)	19



M10	TR200-B	-
	TR200-L	4
	TR260-B (-LU)	-
	TR260-L (-LU)	4
	TR350-B (-LU)	-
	TR350-L (-LU)	4




200	TR200-B	2
	TR200-L	2
	TR260-B (-LU)	-
	TR260-L (-LU)	-
	TR350-B (-LU)	-
	TR350-L (-LU)	-



260 / 260-LU	TR200-B	-
	TR200-L	-
	TR260-B (-LU)	2
	TR260-L (-LU)	2
	TR350-B (-LU)	-
	TR350-L (-LU)	-



350 / 350-LU	TR200-B	-
	TR200-L	-
	TR260-B (-LU)	-
	TR260-L (-LU)	-
	TR350-B (-LU)	2
	TR350-L (-LU)	2



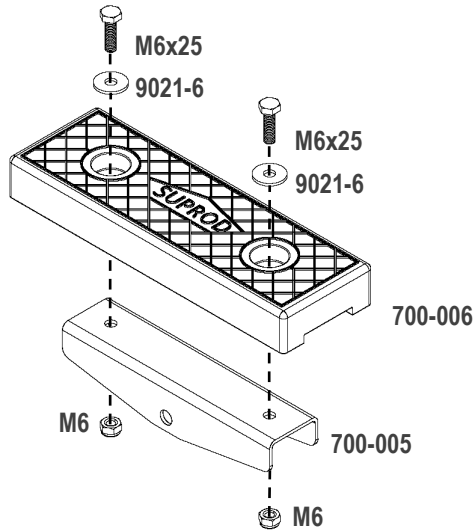
160	TR200-B	-
	TR200-L	1
	TR260-B (-LU)	-
	TR260-L (-LU)	1
	TR350-B (-LU)	-
	TR350-L (-LU)	1



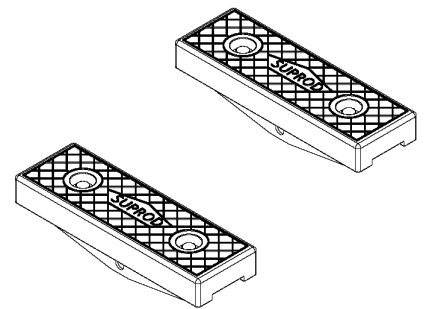
Montageschritte / Installation Steps

1

2 x

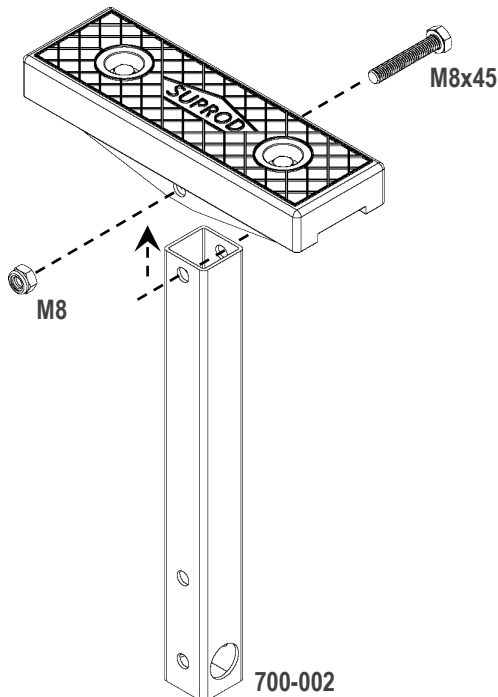


TR200-B	✓
TR200-L	✓
TR260-B (-LU)	✓
TR260-L (-LU)	✓
TR350-B (-LU)	✓
TR350-L (-LU)	✓

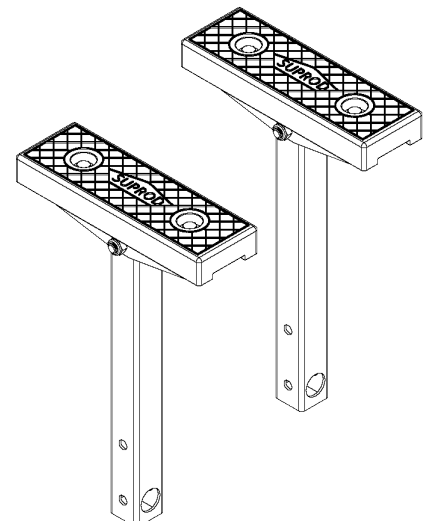


2

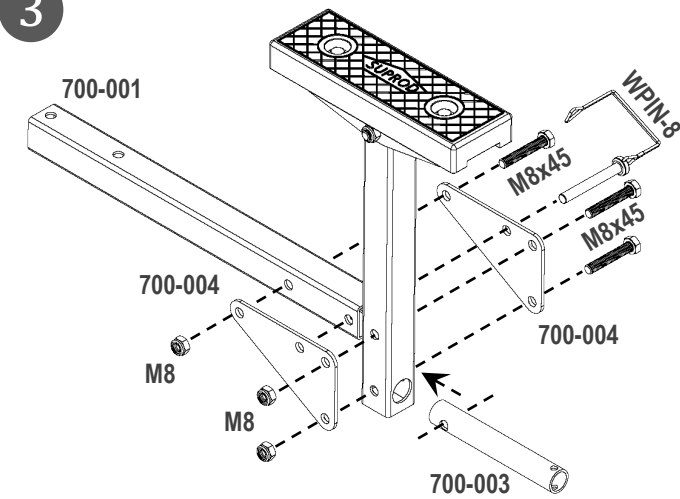
2 x



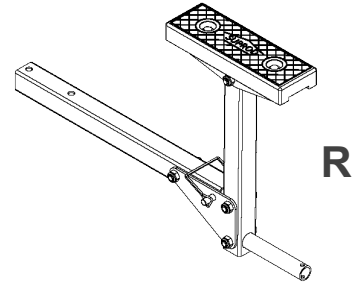
TR200-B	✓
TR200-L	✓
TR260-B (-LU)	✓
TR260-L (-LU)	✓
TR350-B (-LU)	✓
TR350-L (-LU)	✓



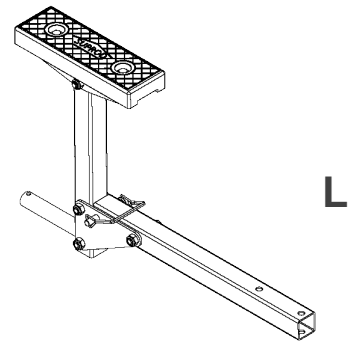
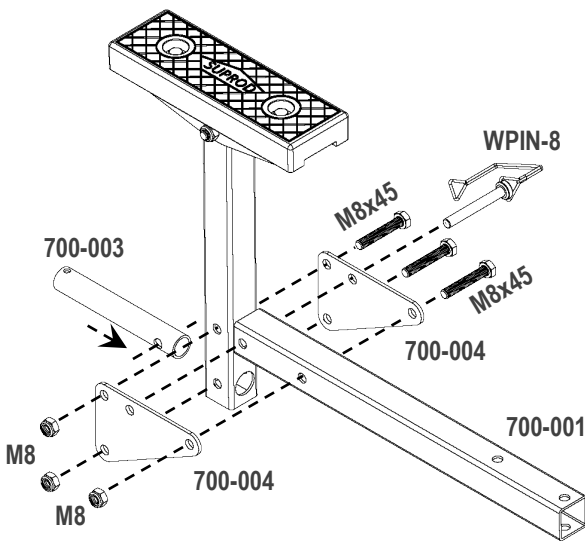
3



TR200-B	✓
TR200-L	✓
TR260-B (-LU)	✓
TR260-L (-LU)	✓
TR350-B (-LU)	✓
TR350-L (-LU)	✓

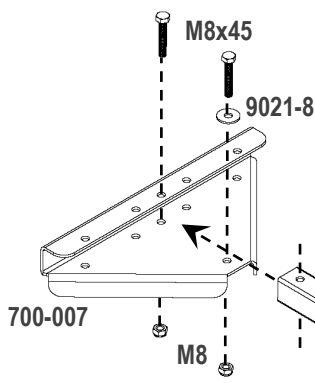


R

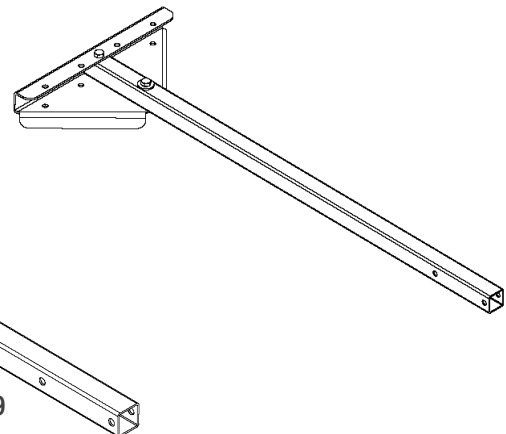


L

4

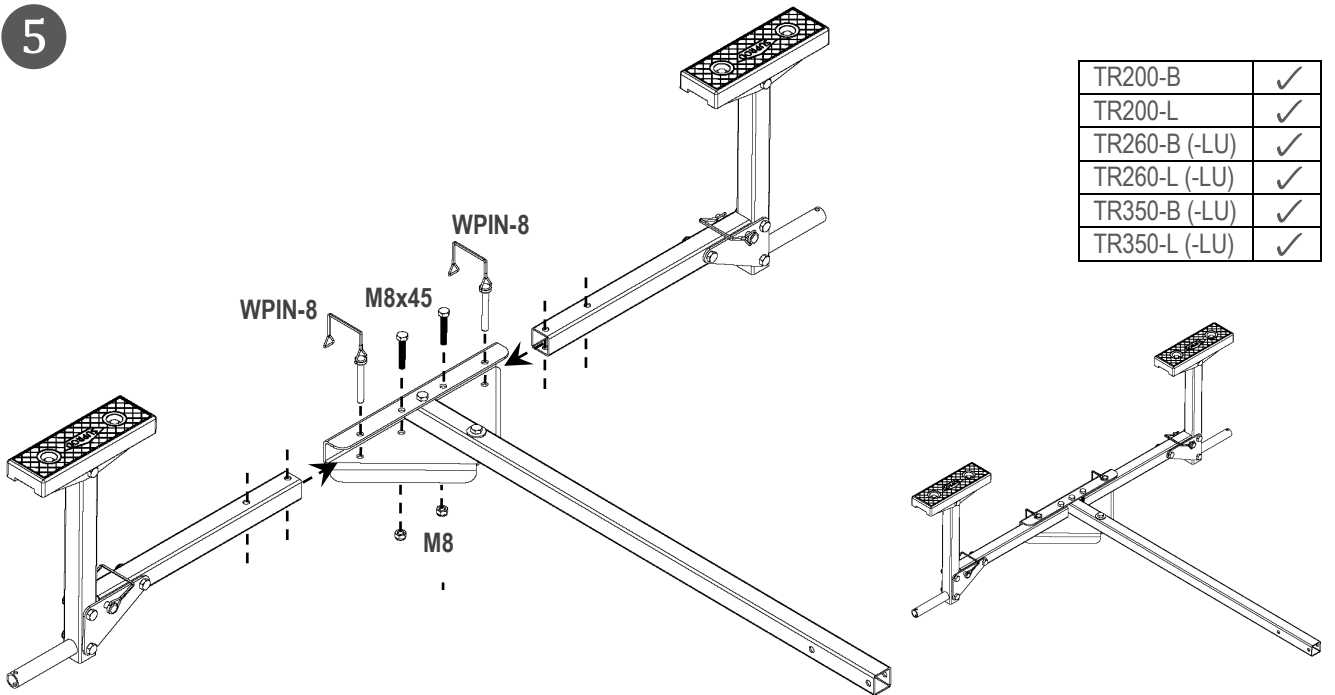


TR200-B	✓
TR200-L	✓
TR260-B (-LU)	✓
TR260-L (-LU)	✓
TR350-B (-LU)	✓
TR350-L (-LU)	✓

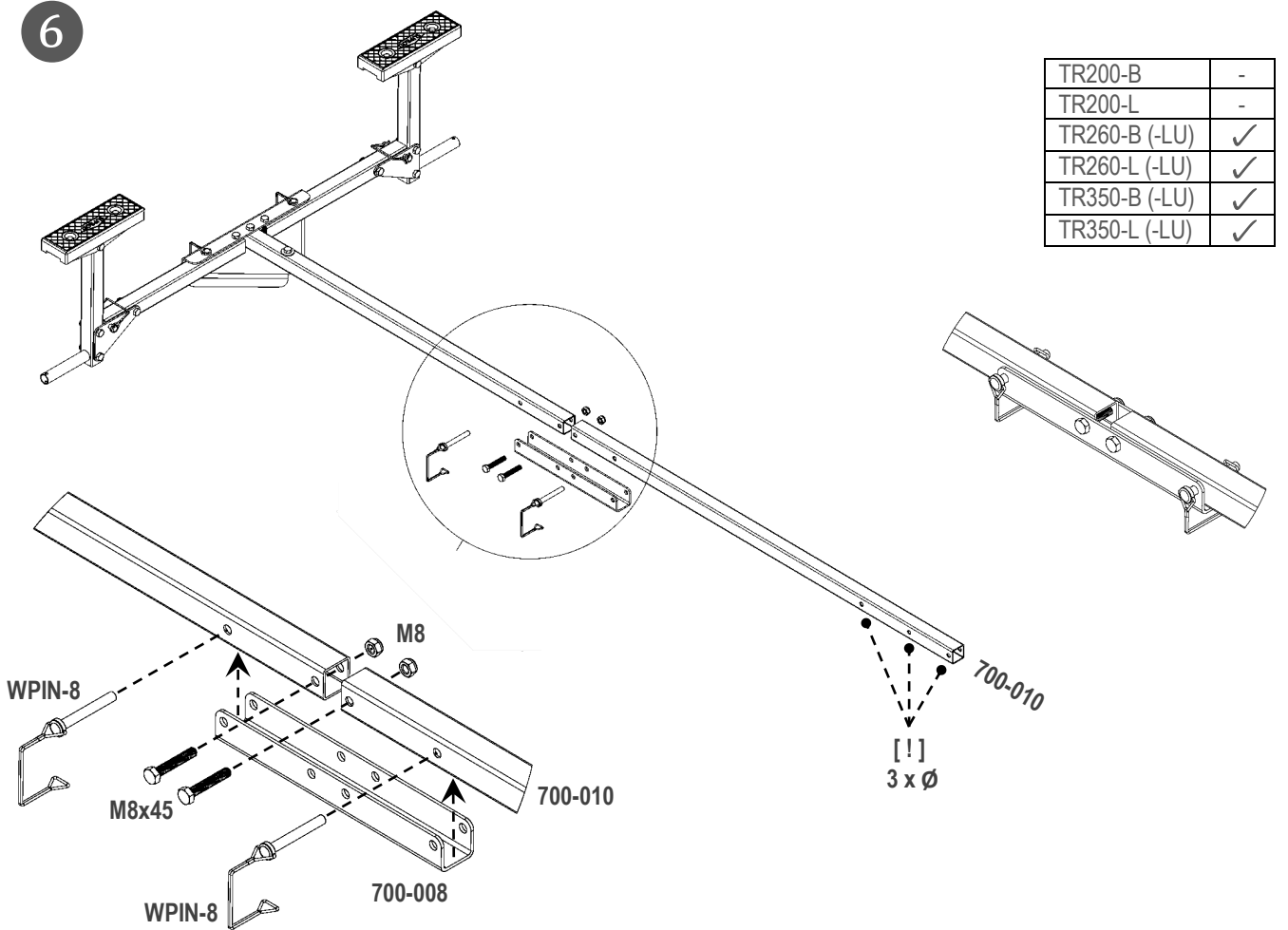


700-009

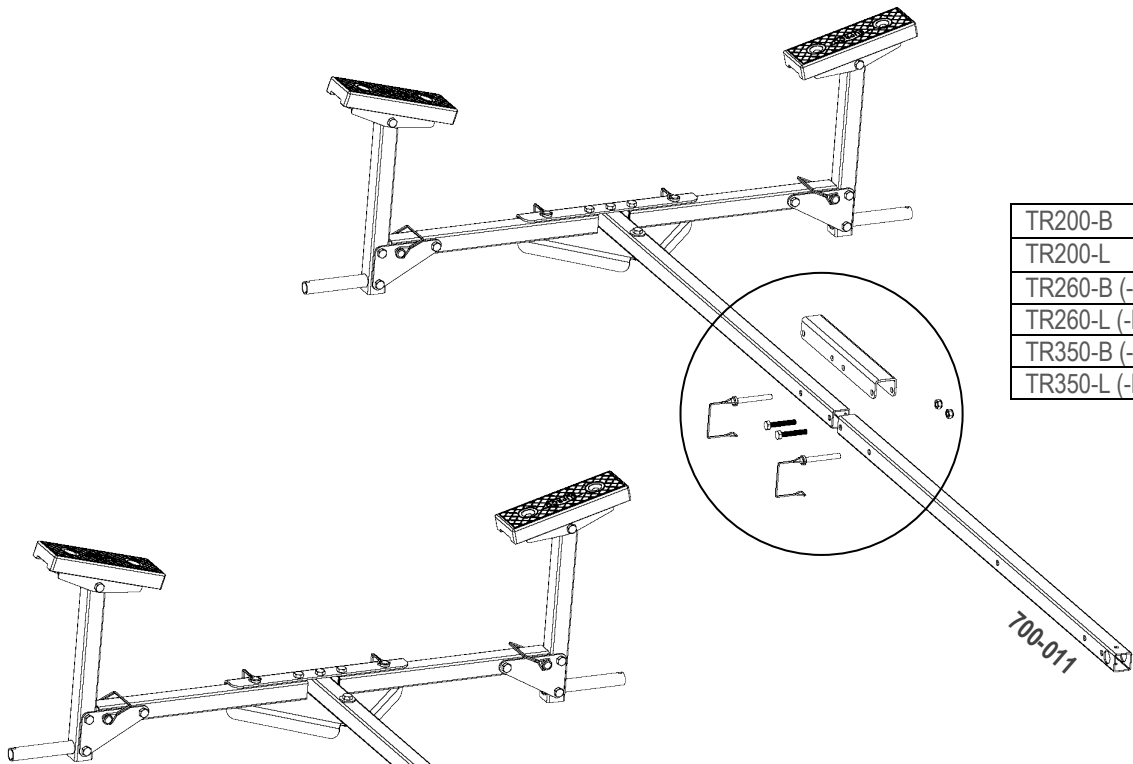
5



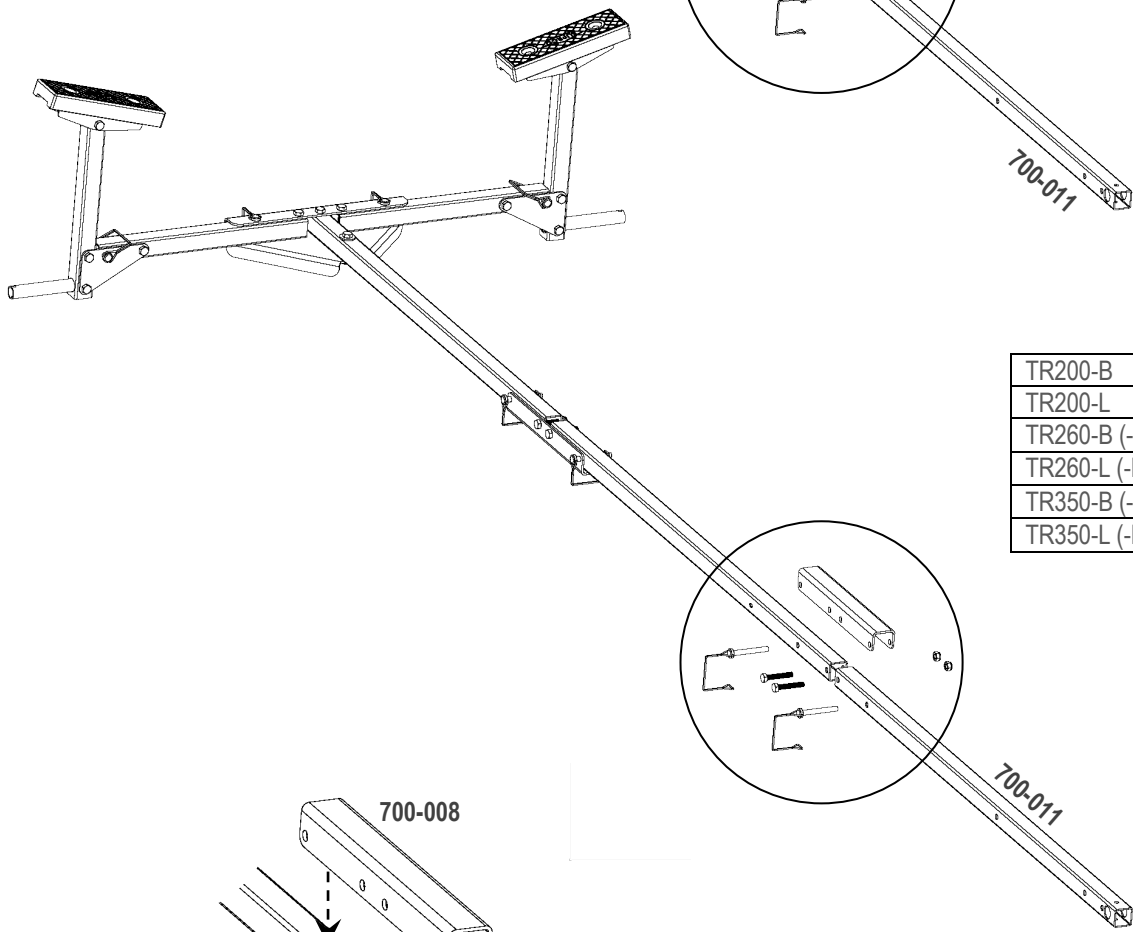
6



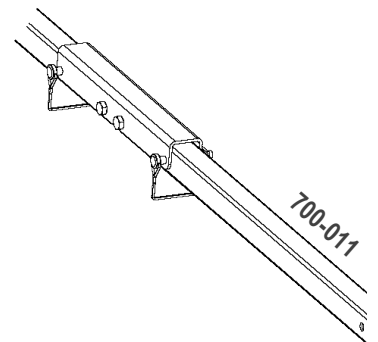
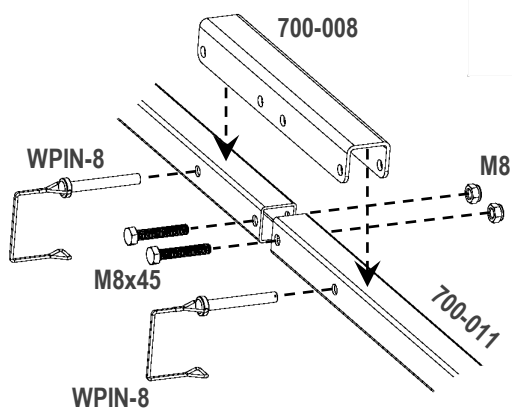
7



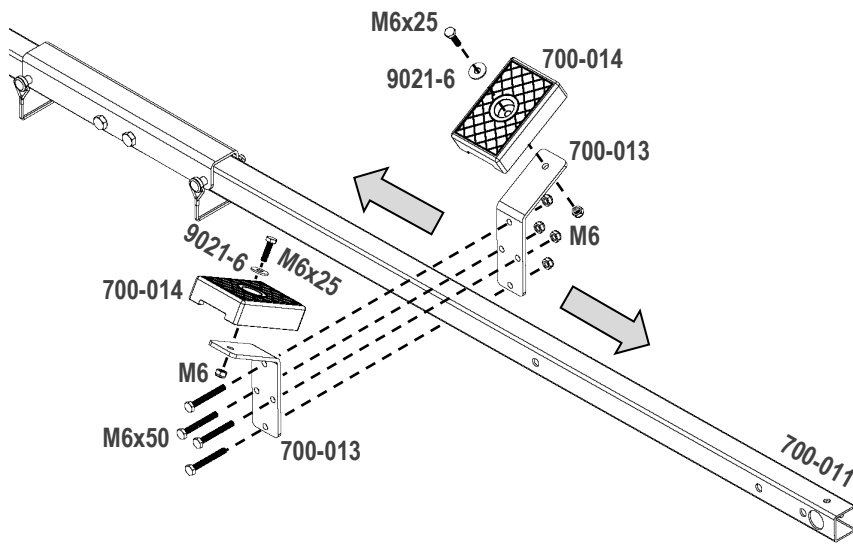
TR200-B	✓
TR200-L	✓
TR260-B (-LU)	-
TR260-L (-LU)	-
TR350-B (-LU)	-
TR350-L (-LU)	-



TR200-B	-
TR200-L	-
TR260-B (-LU)	✓
TR260-L (-LU)	✓
TR350-B (-LU)	✓
TR350-L (-LU)	✓

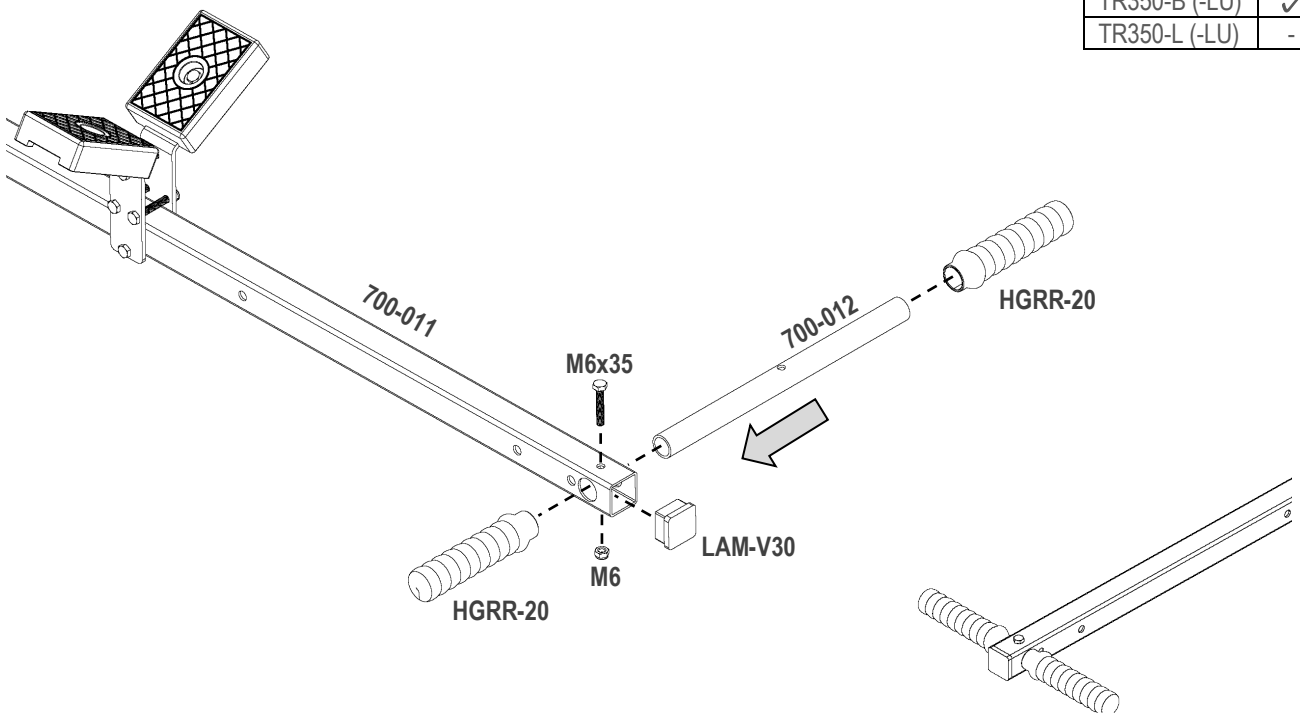


8



TR200-B	✓
TR200-L	✓
TR260-B (-LU)	✓
TR260-L (-LU)	✓
TR350-B (-LU)	✓
TR350-L (-LU)	✓

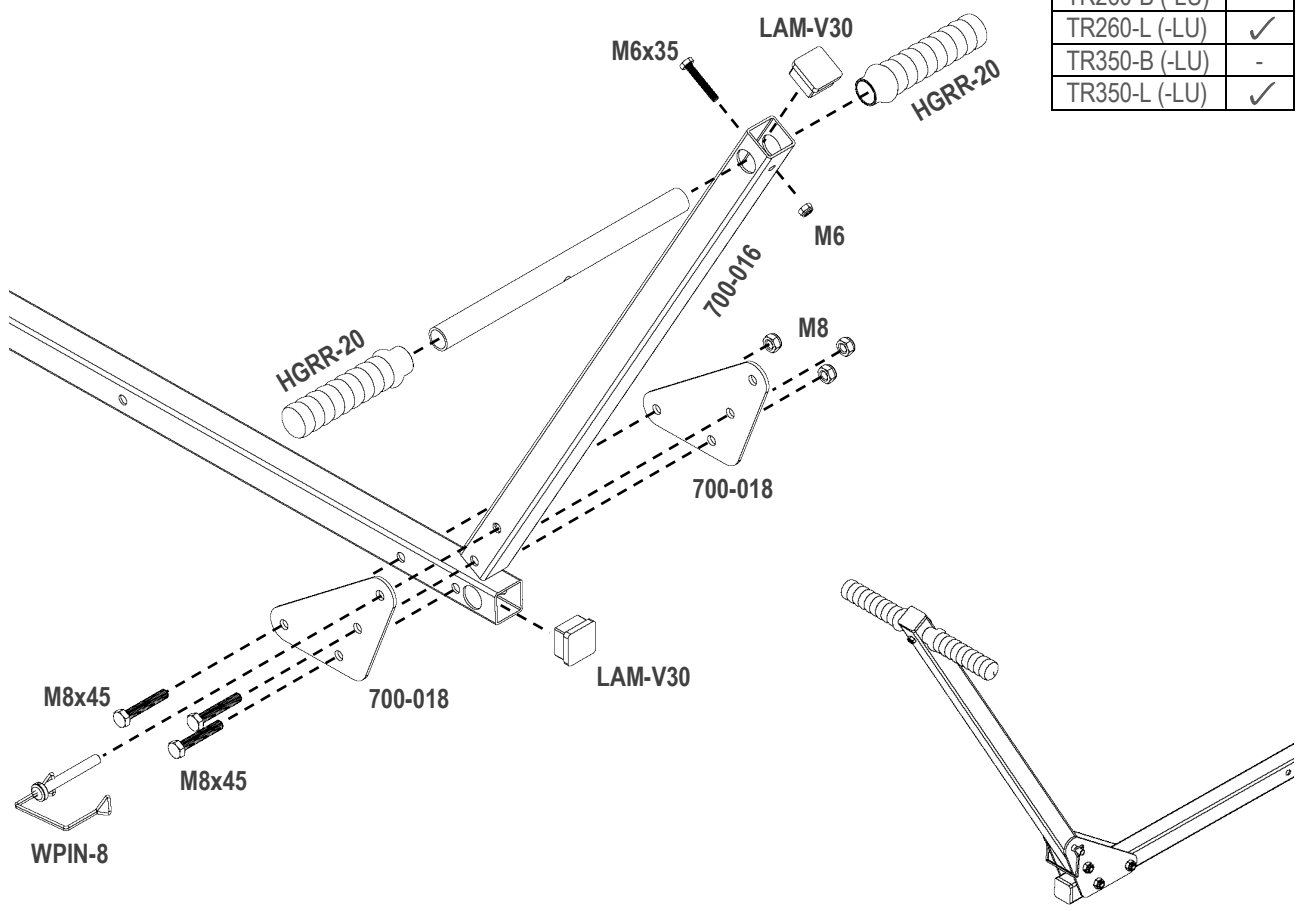
9



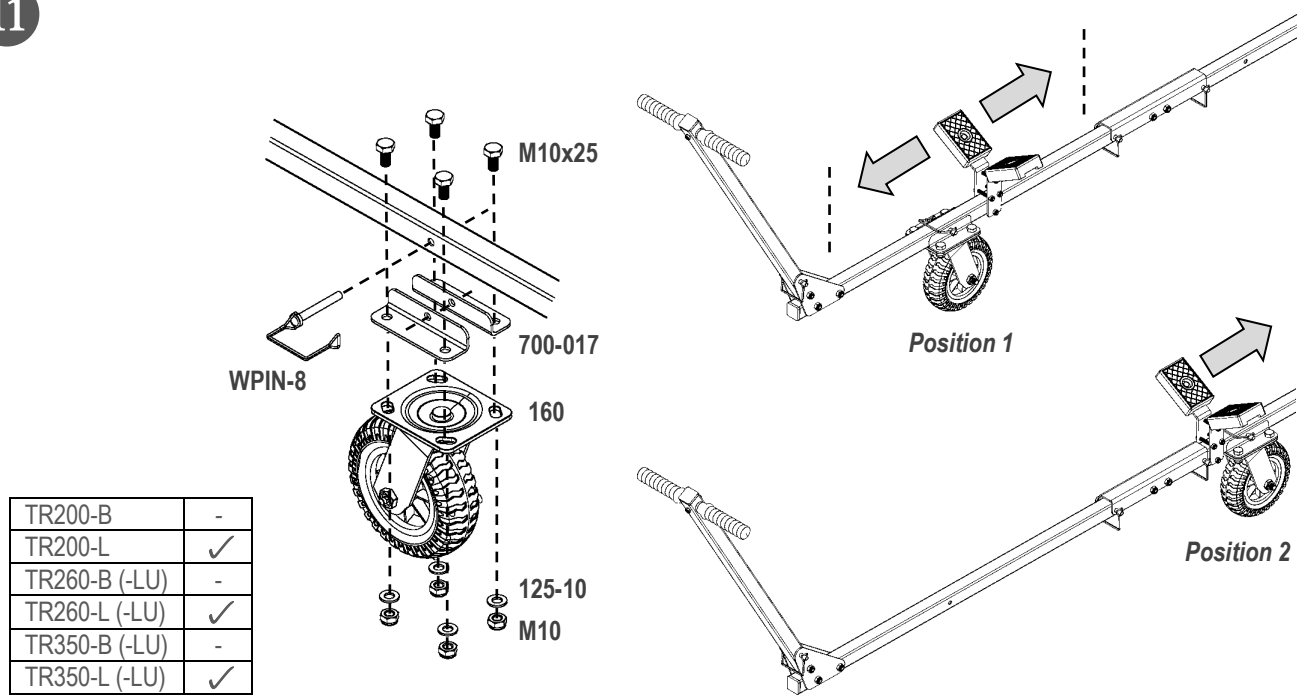
TR200-B	✓
TR200-L	-
TR260-B (-LU)	✓
TR260-L (-LU)	-
TR350-B (-LU)	✓
TR350-L (-LU)	-

10

TR200-B	-
TR200-L	✓
TR260-B (-LU)	-
TR260-L (-LU)	✓
TR350-B (-LU)	-
TR350-L (-LU)	✓



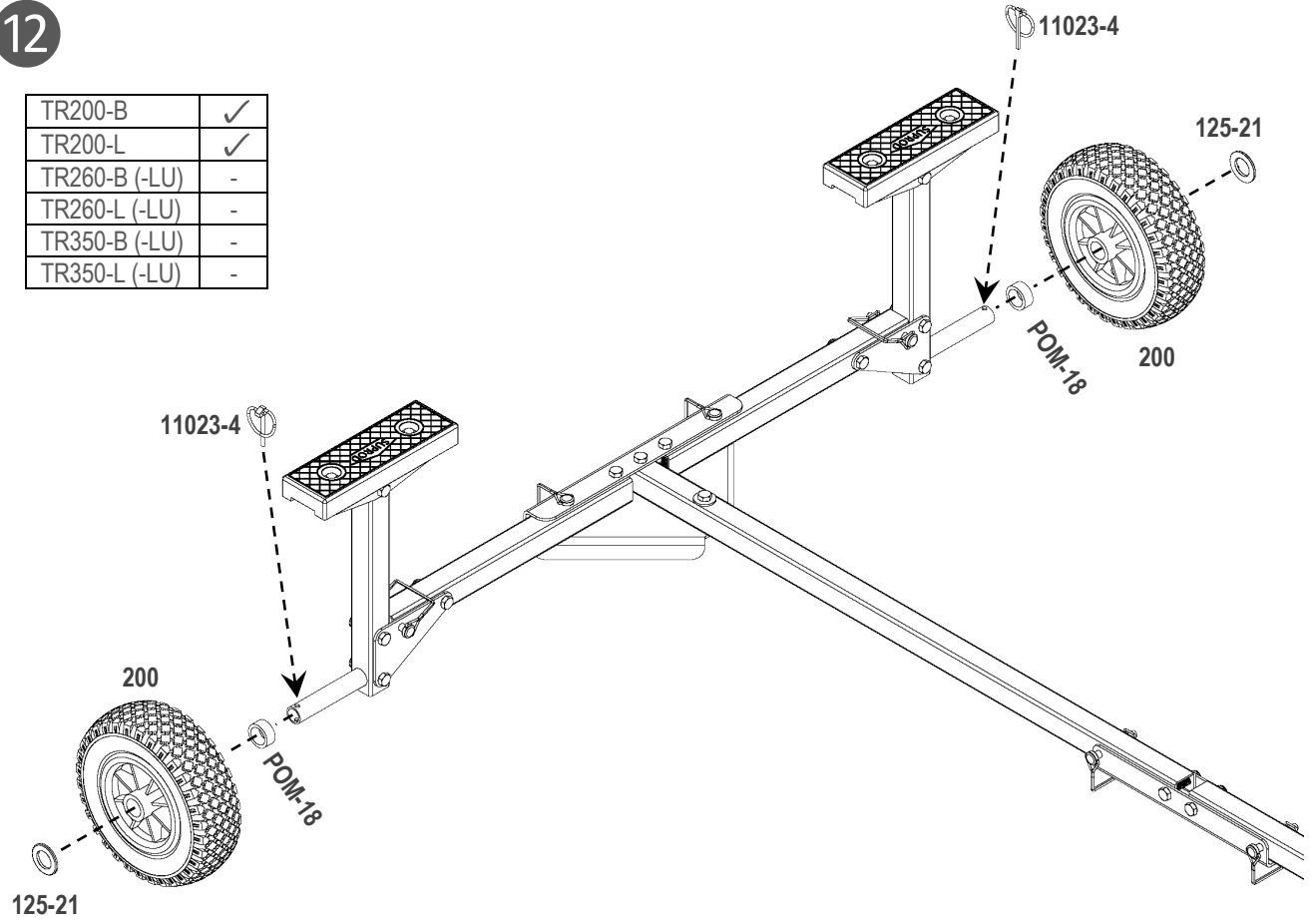
11



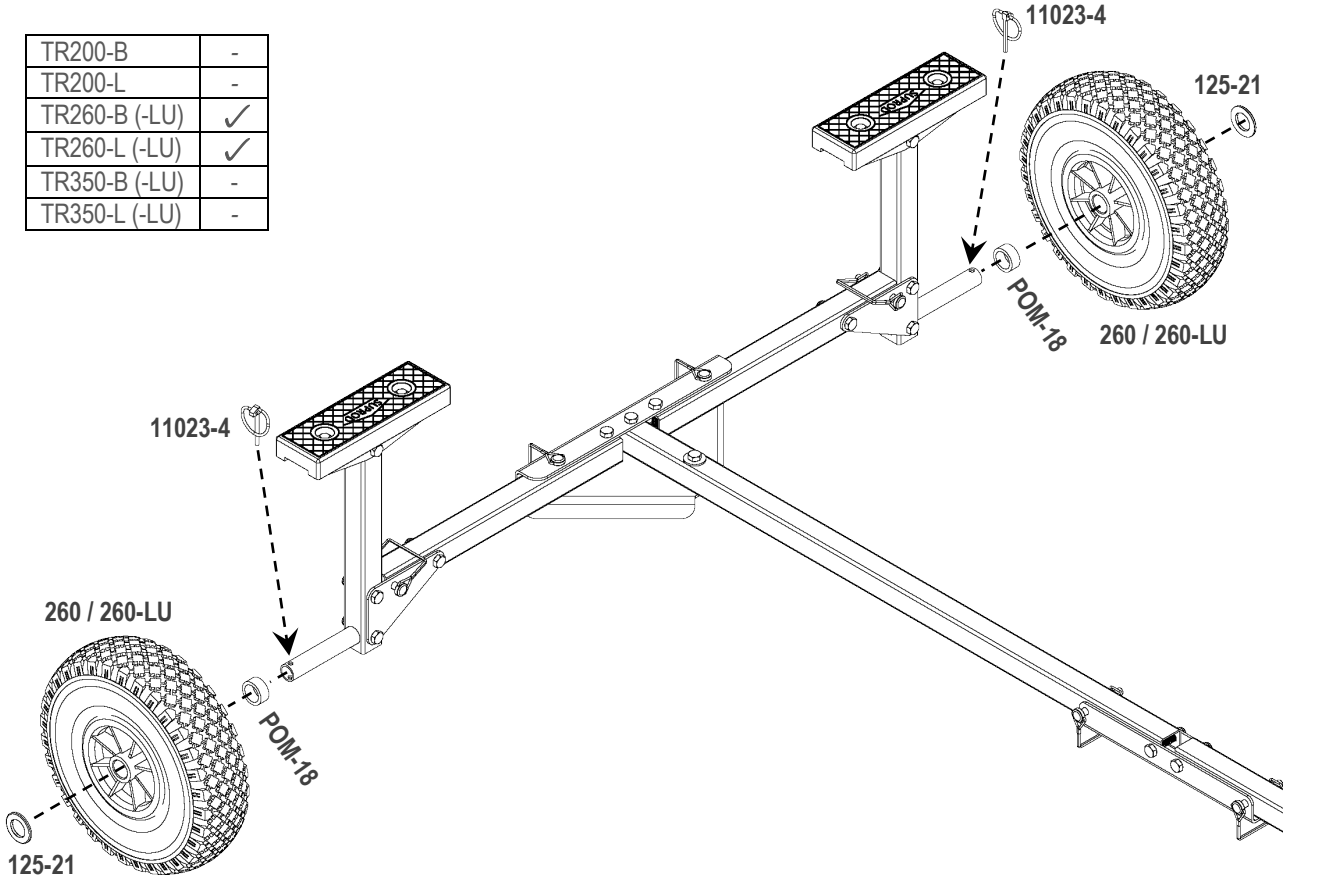
TR200-B	-
TR200-L	✓
TR260-B (-LU)	-
TR260-L (-LU)	✓
TR350-B (-LU)	-
TR350-L (-LU)	✓

12

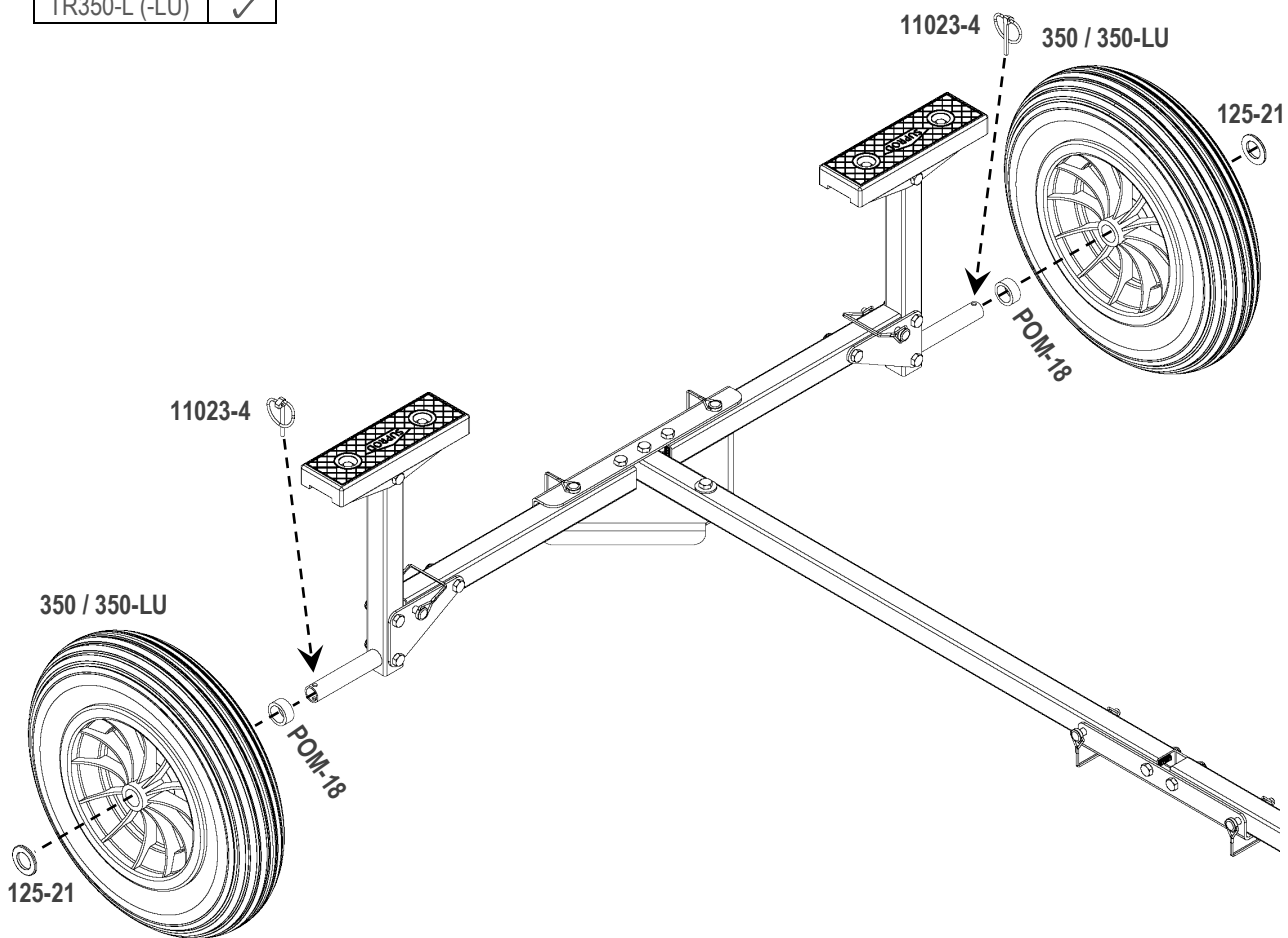
TR200-B	✓
TR200-L	✓
TR260-B (-LU)	-
TR260-L (-LU)	-
TR350-B (-LU)	-
TR350-L (-LU)	-



TR200-B	-
TR200-L	-
TR260-B (-LU)	✓
TR260-L (-LU)	✓
TR350-B (-LU)	-
TR350-L (-LU)	-



TR200-B	-
TR200-L	-
TR260-B (-LU)	-
TR260-L (-LU)	-
TR350-B (-LU)	✓
TR350-L (-LU)	✓



ACHTUNG

- Für Straßenverkehr nicht zugelassen.
- Für kommerzielle Anwendung nicht geeignet.
- Nicht hinter ein motorisiertes Fahrzeug anhängen.
- Personen oder Tiere dürfen beim Slippen nicht im Boot verbleiben.
- Längerer Oberflächenkontakt mit Reifen kann Abfärbungen hinterlassen.
- Hohe statische Belastung der Modelle TR350-B und TR350-L kann zur Verformung der Polyurethan Reifen führen und sollte daher vermieden werden. Die Verformung geht im entlasteten Zustand wieder zurück.
- Verwendung auf eigene Gefahr. Hersteller und Lieferanten haften nicht für Schäden oder Verletzungen, welche durch die Verwendung des Produkts verursacht wurden oder damit zusammenhängen.
- Nichtbefolgung der Hinweise, unsachgemäße Montage oder Veränderungen am Gerät führen zum Erlöschen der Gewährleistung und Garantie.

ATTENTION

- Not for highway use.
- Not designed for commercial use.
- Not designed to be towed behind a motor vehicle.
- Do not leave people or animals in the boat during transportation.
- Prolonged surface contact with the wheels may cause discoloration.
- High static load on the TR350-B and TR350-L models can lead to deformation of the polyurethane tires and should therefore be avoided. The deformation returns in the unloaded state back.
- The product must be used at your own discretion and risk. Manufacturer and suppliers cannot be considered liable for any direct and consequential losses, damages or injuries, caused by or related to using the product.
- Failure to follow the instructions, incorrect installations or any unauthorized modifications to the equipment will void your warranty.

